

Zippers

CLOTHING &
TEXTILES



Types of Zippers

There are so many different types of zippers out there it may be a little difficult to decide which zippers will work best for your projects. Here is a little bit of information on the different types of zippers.

There are two basic types of zippers in clothing and textile products: visible and invisible.



The aqua colored zipper is a visible zipper and the cream colored zipper is an invisible zipper. Noticed where the teeth of the zipper are. They are an excellent visual to determine if the zipper is visible or invisible.

Visible

Regular coil zippers tend to be used down the center back or front of dresses and skirts (and also in bags and other projects.) The zipper coils are visible from the right side. Sometimes the seam is sewn to conceal the coils and sometimes it is sewn to expose the coils. There will be visible stitching so you want to make sure you match your thread color well and sew very straight! The most common installation for a regular zipper is the *centered* or *railroad zipper*.



Invisible

Invisible zippers are usually seen down the center back or side seam in dresses and skirts. The coils are hidden on the back and the zipper pull is a small teardrop. Once an invisible zipper is installed there isn't any visible stitching and the only thing you see is the teardrop pull. Because of this, invisible zippers tend to come in less colors than regular zippers. If you find that you need a very specific color match to your project, simply paint the teardrop zipper pull.



Coil Zippers are the most common type of zippers. They used to be made from nylon and are still commonly referred to as nylon coil zippers even though now they are typically made from polyester. Coil zippers are lightweight, heat resistant, and rustproof.

Invisible Zippers are most often used in dresses and skirts. The coil on an invisible zipper is located on the back side of the zipper and will not be visible from the front of a garment after the zipper has been installed. Invisible zippers are usually coil zippers with a tear drop pull.

Separating Zippers are designed so the two sides of the tape are able to come apart completely after the zipper has been installed. Separating zippers use a box and pin mechanism. They are most commonly found on coats and sweatshirts. They are also called open-ended zippers.

Metal Zippers have two lines of metal teeth that have been molded and placed on either side of the tape at regular intervals. The teeth can be made from aluminum, nickel, or brass. They are most commonly found on jeans.

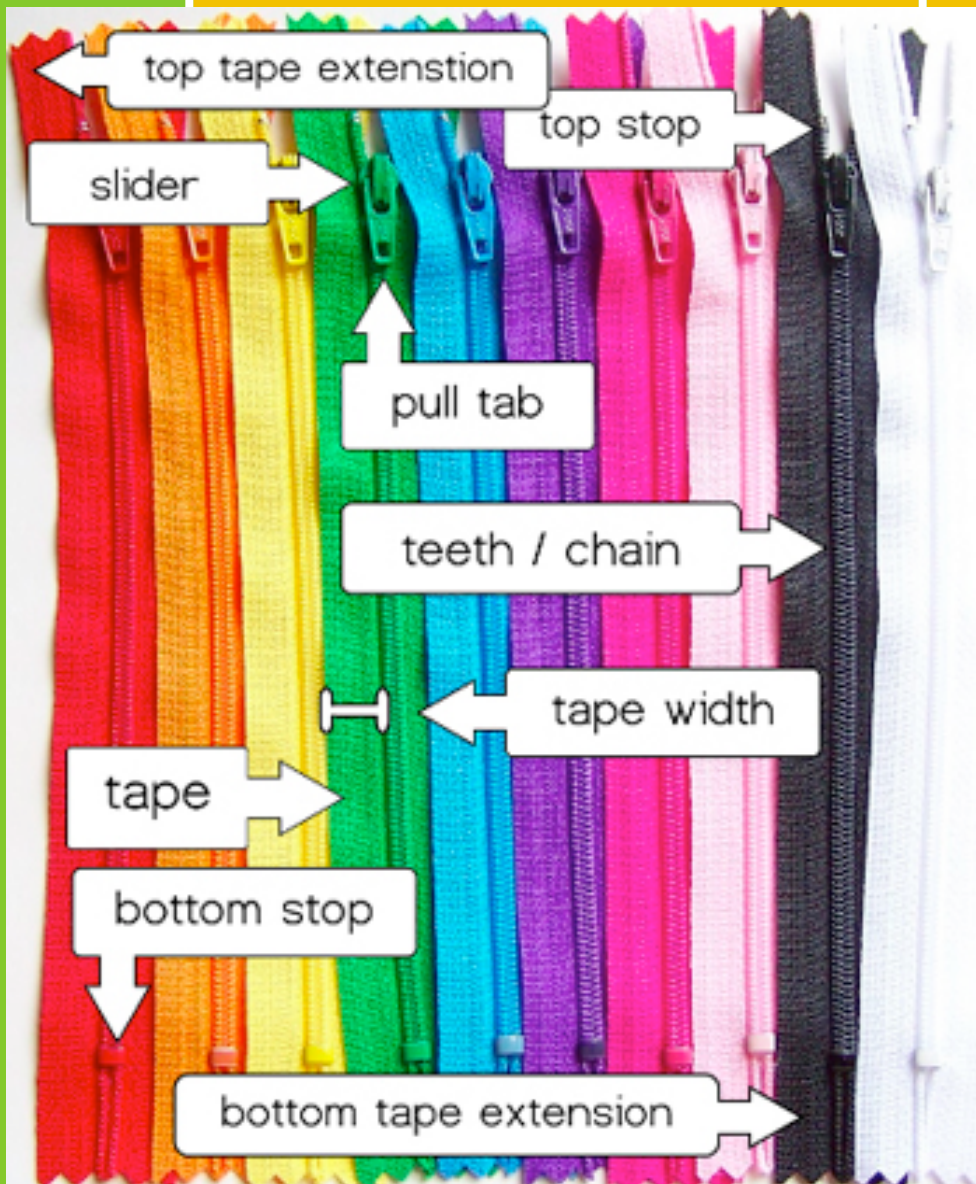
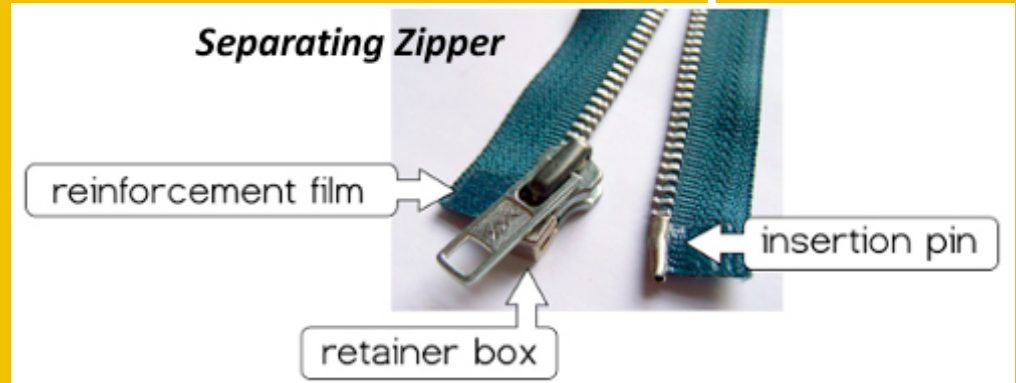
Plastic Molded Zippers are the same as metal zippers except the teeth have been molded out of plastic.



Zipper Type Definitions

Zipper Anatomy

There are three major parts to every zipper. The tape, the slider, and the teeth. When the two sides of teeth are joined it creates the chain. Separating zippers also have a retainer box, insertion pin, and reinforcement film.




How To:
CENTERED ZIPPER

Visit:

[http://makezine.com/
craft/101/
sewing101_zippers/](http://makezine.com/craft/101/sewing101_zippers/)

for a step by step tutorial.



Clothing and Textiles Family and Consumer Sciences

Miss Nicki Pedeliski

Taken and adapted from *Apparel: Design, Textiles and Construction* 10th ed. Chapter 26.

Additional pictures and information taken from:

<http://sewmamasew.com/blog2/2010/09/guide-to-zippers/>
http://makezine.com/craft/101/sewing101_zippers/

Zippers